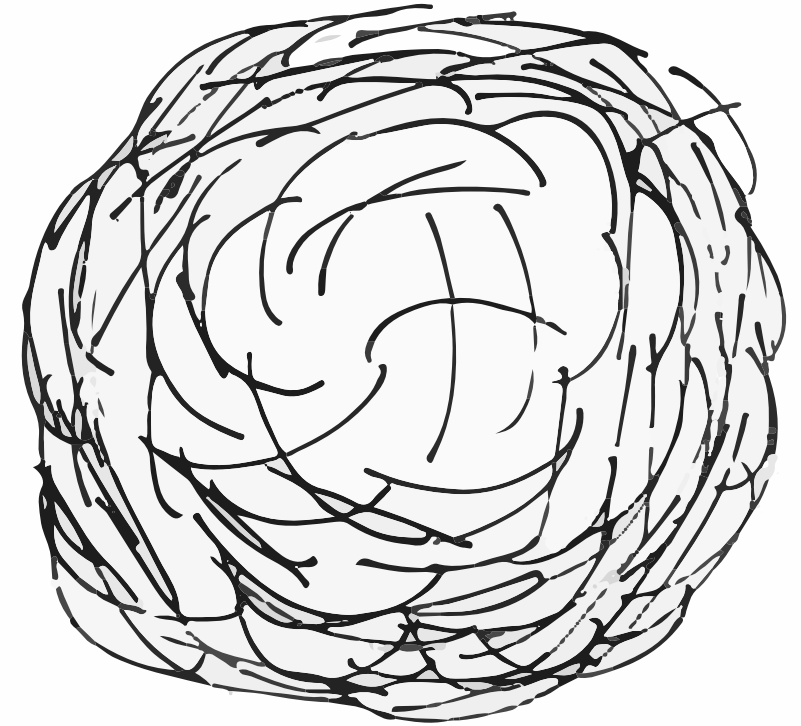

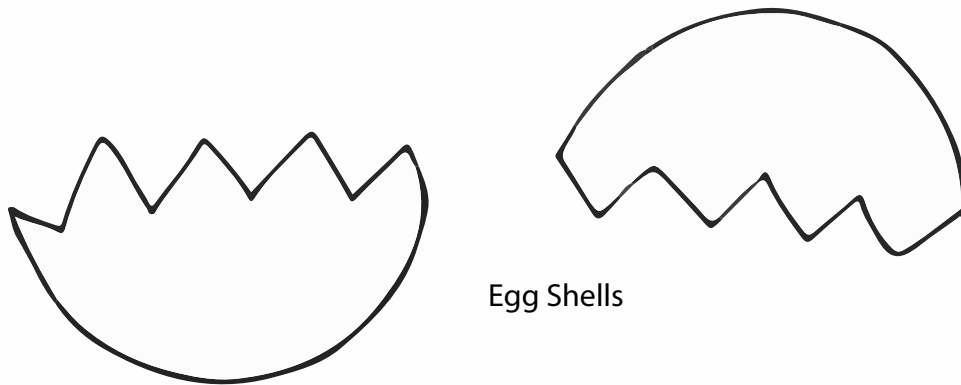


Hatching Duckling

1. Colour in the duckling, egg shell and nest and cut them out.
2. Stick the egg shell onto the duckling.
3. Cut out the two strips and glue the ends together to make an L shape.
4. Fold the two stripes of paper over each other to make a spring. (See example)
5. Glue the spring to the middle of the nest and glue the duckling to the top of the spring.
6. Find the eggs at the far end of the River Gallery!



Nest



Egg Shells



Chick